

PICTURE PROMPTS

FOR SUSTAINED SPEAKING!

Pick a picture and describe it



Who's in the picture? What objects can you see?
Where are the people/objects?
What are the people doing? What are they wearing?



DIGITAL VERSION INCLUDED!!!!

About this Resource

Do your students struggle with developing their speaking skills? Do your learners get stuck or can't find the right words when describing pictures in English? Do you think they need extra practice to speak more fluently in the second/foreign language? Then, look no further and get this AMAZING resource for your students!

What's included in this resource?

- Printable and Digital Version of picture prompts!
- Tips for students
- Digital Version with Vocabulary Help
- Questions to guide learners through speaking
- Rubrics

Who is this for?

Learners of English with an A2+/B1 level of English

Tips for Students

In this task, you have to choose one of the pictures and describe it for 60 seconds.

It's very important to have these questions in mind to help you speaking.

- Who's in the picture? What objects can you see?

The picture shows ... / There is ... / There are ... / I can see ...

- Where are the people/objects?

On the right/left, there is/are ...

In the background, there is/are ...

At the front, there is/are ...

- What are the people doing? What are they wearing?

The boy/girl is ...-ing

The people are ...-ing

They are wearing ...

He / She is wearing

- How are they feeling? Why?

They are feeling happy/excited/bored/disappointed because ...

In case you don't know the word for something or the name of a person, you can describe them using phrases like "It looks like..." "It's made of ..." "It's a thing that you can use for ..." "It's a sort of ..."

Rubrics for Picture Description

Look at what your teacher is going to evaluate while you are doing this speaking task. You can use this rubric to assess yourself and your peers!

	5 points	4 points	3 points	2 points	1 point
Fluency (Could you keep going comprehensibly?)					
Range (Did you have enough language to get by, with the necessary vocabulary to say what you wanted to say?)					
Accuracy (Did you use language correctly?)					
Phonological Control (Was your pronunciation intelligible?)					

Pick a picture and describe it



Who's in the picture? What objects can you see?
Where are the people/objects?
What are the people doing? What are they wearing?
How are they feeling? Why?

Pick a picture and describe it

2A



2B



Who's in the picture? What objects can you see?
Where are the people/objects?
What are the people doing? What are they wearing?
How are they feeling? Why?

Pick a picture and describe it



Who's in the picture? What objects can you see?

Where are the people/objects?

What are the people doing? What are they wearing?

How are they feeling? Why?

Pick a picture and describe it

4A




4B




Who's in the picture? What objects can you see?
Where are the people/objects?
What are the people doing? What are they wearing?
How are they feeling? Why?

Pick a picture and describe it

5A



5B



Who's in the picture? What objects can you see?

Where are the people/objects?

What are the people doing? What are they wearing?


How are they feeling? Why?

Pick a picture and describe it

6A



6B



Who's in the picture? What objects can you see?

Where are the people/objects?

What are the people doing? What are they wearing?

How are they feeling? Why?

Pick a picture and describe it




Who's in the picture? What objects can you see?

Where are the people/objects?

What are the people doing? What are they wearing?

How are they feeling? Why?

Pick a picture and describe it



8A



8B

Who's in the picture? What objects can you see?

Where are the people/objects?

What are the people doing? What are they wearing?

How are they feeling? Why?

Pick a picture and describe it



Who's in the picture? What objects can you see?
Where are the people/objects?
What are the people doing? What are they wearing?
How are they feeling? Why?

Pick a picture and describe it



Who's in the picture? What objects can you see?

Where are the people/objects?

What are the people doing? What are they wearing?

How are they feeling? Why?

Pick a picture and describe it

IIA



IIB



Who's in the picture? What objects can you see?

Where are the people/objects?

What are the people doing? What are they wearing?

How are they feeling? Why?

Pick a picture and describe it

12A



12B



Who's in the picture? What objects can you see?
Where are the people/objects?
What are the people doing? What are they wearing?
How are they feeling? Why?

Click here to
access the Digital
Resource!



Extra Resources!

Five Pictures in Five Minutes

Students have to describe five pictures in five minutes, using the phrases on the screen.

<https://youtu.be/539n3FN1fI>

Describing Pictures in English

https://www.englisch-hilfen.de/en/words/describing_pictures.htm

Exercise 1

[https://www.liveworksheets.com/worksheets/en/English_as_a_Second_Language_\(ESL\)/Picture_description/Pictures_hg23365u](https://www.liveworksheets.com/worksheets/en/English_as_a_Second_Language_(ESL)/Picture_description/Pictures_hg23365u)

Exercise 2

[https://www.liveworksheets.com/worksheets/en/English_as_a_Second_Language_\(ESL\)/Picture_description/Describing_a_photo_II_sell50229p](https://www.liveworksheets.com/worksheets/en/English_as_a_Second_Language_(ESL)/Picture_description/Describing_a_photo_II_sell50229p)

Compare and Contrast Pictures

<https://www.teacherspayteachers.com/Product/Comparing-Pictures-Speaking-Practice-for-EFL-learners-6326751?st=50ca30dfe427389743d4dba95d3cf206>

Comparing and Contrasting Pictures Video

<https://youtu.be/jlChRvObfbc>



Thanks for downloading my project ideas. Please remember to leave feedback to earn TpT Credits, which can be used toward future purchases.

Happy Teaching!!!!

Please if you have any comments concerning this product contact me by email: poli222001@yahoo.com.ar
To get more material and project ideas you can visit my store and website:

<https://www.teacherspayteachers.com/Store/The-Resourceful-English-Teacher>