

## PROJECT IDEA

# HOW CAN I CREATE A BLOG THAT WILL TEACH OTHER PEOPLE ABOUT FOOD AROUND THE WORLD?

### Summary

The project aims to empower students to create a blog focused on educating others about food from different cultures around the world. Through research, writing, and multimedia creation, students will explore various cuisines, traditions, and culinary practices, while developing their writing, digital literacy, and cultural understanding skills.

### Driving Question

How can I create a blog that will teach other people about food around the World?

### Audience

The World

### Goals

- Students will research and explore diverse cuisines from around the world.
- Students will develop writing, digital literacy, and multimedia creation skills through the creation of a food blog.
- Students will promote cultural understanding and appreciation by sharing information about food traditions from different cultures.

### Language Content

- Present Simple
- Vocabulary: food, cooking instructions

### Other Subjects

Social Studies

## PROJECT IDEA

# HOW CAN I CREATE A BLOG THAT WILL TEACH OTHER PEOPLE ABOUT FOOD AROUND THE WORLD?

### Researching and Exploration

Choose a country and in small groups (3 or 4) research its cuisine. What are their traditional dishes? How do they cook them? When do they eat them? What do they eat on special occasions?

### Designing your blog!

Draft your blog, focus on informative content and cultural insights.

Your teacher will provide feedback and support as you work on your writing.

### Creating Multimedia Content

Time to create your blog! Share information, recipes, videos, pictures, interviews, etc.

### Present your blog

Talk about why you chose that country and what you included in your blog. Visit other students' blogs and comment on their posts. At the end of your comment ask a question.

### Reflection and Self-Assessment

1. Did you like this project?
2. What did you like most?
3. How can you apply what you learned in the outside world?
4. What do you think you need to improve?
5. What steps are you going to take to make a better job next time?


# PROJECT IDEA

## HOW CAN I CREATE A BLOG THAT WILL TEACH OTHER PEOPLE ABOUT FOOD AROUND THE WORLD?


**VOCABULARY**

- BUTTERED POPCORN** - United States
- SEAFOOD PAELLA** - Spain
- CROISSANT** - France
- PIZZA** - Italy
- FISH AND CHIPS** - United Kingdom
- CHICKEN RICE** - Singapore
- SUSHI** - Japan
- BRIGADEIROS** - Brazil
- ASADO** - Argentina

**FOOD AROUND THE WORLD**



**VOCABULARY**



**COOKING VERBS**

- pour
- spread
- add
- cut
- boil
- weigh
- bake
- mix
- mash
- FRY
- GRATE

# PROJECT IDEA

## HOW CAN I CREATE A BLOG THAT WILL TEACH OTHER PEOPLE ABOUT FOOD AROUND THE WORLD?

Complete the recipe with the correct verb.  
Add (x2) – stir – refrigerate – serve – mix – mash.

### USE OF ENGLISH

## Let's make Guacamole Dip!

This is a typical Mexican food. It has the colors of the national flag!

#### Directions

1. .... 1 avocado
2. .... in some garlic powder and salt
3. .... 1 diced tomato
4. .... a little lime juice
5. .... everything!
6. .... for some minutes
7. .... on its own or with tortilla chips or crackers.



avocado





garlic and salt



lime



tomato



Complete the recipe with the correct verb.  
Add – shape – take – fry – mash.

### USE OF ENGLISH

## Let's cook Sopaipilla!

This is a typical Chilean snack. It is a crispy pastry, sometimes topped with sugar. It is really easy to make!

#### Directions

1. .... 1 cup of cooked squash,
  2. .... it
  3. .... 2 cups of flour, 2 tablespoons of butter and
  4. .... the dough into circles,
  5. Finally, .... them until they have a brownish colour.
- That's all!



butter



squash



sugar



flour

