



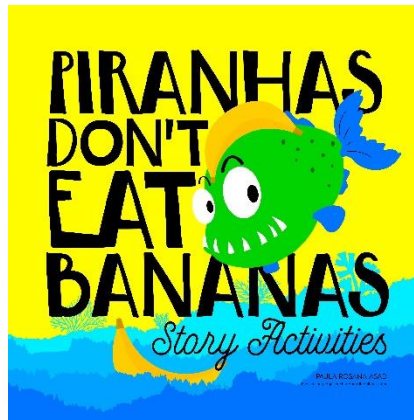
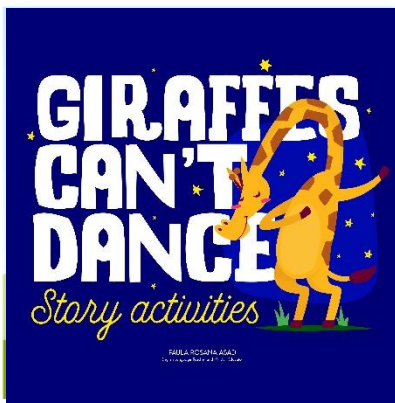
PAULA ROSANA ASAD
English Language Teacher and Mindful Educator

THE ENORMOUS TURNIP

Story Activities

THANK YOU!!!

You might be interested in these resources. Click on the pictures below and check out these products!



LET'S CONNECT!



If you have a question concerning this product, you can send me an e-mail: theresourcefulenglishteacher@gmail.com

ABOUT THIS PRODUCT

The Enormous Turnip Book Companion

The Enormous Turnip book companion is an engaging way to teach students new words, and practise retelling. This unit includes activities that are perfect for ESL/EFL learners and elementary, primary students. In this resource, you'll find lots of ready-to-go activities for students to work on literacy as well as activities that teach the importance of collaboration and group work.

Contents

Warm up activities

Vocabulary activities

Vocabulary Flashcards

While Reading activities

After Reading activities

Math: Counting

Science: My Seed Germination Project

Book Report:


- Story Sequencing
- Story Elements
- Setting / Characters
- Story Message
- Reader's Theater: A mini play for an end of term/year presentation!

WARM UP ACTIVITIES

These are some activities you can do with your students to introduce the story. Choose the one that is most suitable for your learners.


Draw a turnip on the board and ask students to describe it. Then ask them, do you like turnips? What do they taste like? Where do they grow?

Play Find the Differences! Put students in pairs, show them the pictures A and B and tell them to find the SIX differences. The pair to find the differences first wins!



You can provide learners with the picture above or play this game online [CLICK HERE!](#)

WARM UP ACTIVITIES



1. In picture A, the boy is behind the girl. In picture B, the boy is in front of the girl.
2. In picture A, there is a flower behind the girl. In picture B, there isn't a flower.
3. In picture B, there's a cat standing on the gate. In picture A, there isn't a cat.
4. In picture A, there's a horse. In picture B, there's a cow.
5. In picture A, there are two trees. In picture B, there is one tree.
6. In picture A, there is the sun. In picture B, there are just clouds.

Give students the opportunity to talk about the differences (not just highlight them) so they can develop their speaking skills and revise structures and vocabulary in English.

Vocabulary Activities

Try these games to introduce/revise the vocabulary from the story. Building schema will help students in understanding the story.


Bean Bag Toss: Students toss a bean bag onto a card and identify the flashcard it lands on. If they say the card correctly they keep the card but if it is incorrect the card remains on the floor. When all the cards have gone, students count their cards. The one that has the most is the winner.

Draw and Roll. Divide the class into 2 teams. The teacher says "Draw a _____" and students should draw that vocabulary word. If the drawing is correct then the student rolls a dice for points.

Line True or False. Put a line of tape on the floor and designate one side "True" and the other "False". Hold up a flashcard and say its word. If students think that you have said the correct word they jump on to the True side, if not they jump on to the False side. Students who say incorrect answers sit out until the next game.

Slam. Sit the students in a circle and place some objects or flashcards in the middle of the circle. Tell students to put their hands on their heads. The teacher shouts out the word of one of the objects and they race to touch it. The student who touches it first gets a point.

Vocabulary Flashcards



SEEDS



TURNIP



MAN



WOMAN

Vocabulary Flashcards



BOY



GIRL




CAT



DOG

Vocabulary Flashcards



MOUSE



GARDEN




GROW



EAT

Vocabulary Flashcards



?



?



?



?

Vocabulary Flashcards



?



?




?



?

Vocabulary Flashcards



?



?



?



?

WHILE READING ACTIVITIES

Vocabulary

As you read, explain difficult words as they come up.

Interaction with students

Stop briefly to ask questions about some of the illustrations. What do you see in this picture? Can you describe the man/ the cat / the dog? What animal can you see in the picture? What is it doing? How is it feeling?

Act out: Ask students to pretend they are pulling the turnip when you say the word “pull”.

What happens next?

Ask students to guess what will happen in the story. What will (the character) do next?

Critical Thinking

a) Why does the turnip grow so big? Give possible explanations!

b) The people and animals pulling out the turnip get smaller in size as the line gets longer. Can you add a smaller animal to the story?

b) Do you like working alone or in groups?

c) Is collaboration important? Why? Why not?

AFTER READING ACTIVITIES

Book Report

On pages (17-20) you have a book report for students to complete after reading this book.

The Book Report will help learners to remember the most important points from the reading and reflect on the message of the story. Print on A4 paper. Set 2-sided print for each page.

Retell the story

Ask students to build a farm, provide plastic animals or pictures for students to use to act out the story. Allow students to choose which character they would like to be so they can act out the story.

Maths


You can connect this story with numbers and sizes. On page 15, you'll find an activity for students to revise counting and writing small numbers.

Science: Seed Germination Project

It's truly amazing to watch how a seed grows and using a jar gives students the possibility of watching this process in the class! On page 16, you'll find a worksheet for students to carry out this project. Hope you like it!

How many?

How many characters are in each row, ready to pull out the turnip? Write the number at the end of each line.



My Seed Germination Project

Materials Needed

- Paper Towels
- Water
- Seeds (Pea and bean seeds grow quickly)
- Large jar



Prediction:

Steps:


1. Fill the jar with paper towels. Fold them and push them down into the jar.
2. Gently water your seed jar to wet the paper towels. DO NOT FLOOD IT!
3. Put seeds down into the paper towels around the edge of the jar so they can be seen. Make sure they are firmly held in place.

Results:



THE ENORMOUS TURNIP

1



2

STORY SEQUENCE

BEGINNING

.....

.....

.....

.....

.....

.....

.....

.....

.....

7

MY FAVORITE PART OF THE STORY




A large empty rectangular box for writing the favorite part of the story.



STORY SEQUENCE

4


END




STORY ELEMENTS

5


SETTING



CHARACTERS



6



STORY MESSAGE

3


STORY SEQUENCE

MIDDLE

A rectangular box containing ten horizontal dotted lines for writing.

PAULA ROSANA ASAD. ALL RIGHTS RESERVED BY THE AUTHOR.

THE ENORMOUS TURNIP¹
BOOK REPORT WITH
ANSWERS



STORY SEQUENCE

2

BEGINNING

**A man plants a turnip seed.
The turnip grows very big!**

MY FAVORITE PART OF THE STORY

7



Student's own answer



STORY SEQUENCE

4

END

The man, the woman, the boy, the girl, the dog and the cat ask the mouse for help. Together they pull, and pull, and pull, and suddenly... out popped the enormous turnip!

STORY ELEMENTS

5


SETTING

The Farm

CHARACTERS

The man, the woman, the girl, the boy, the dog, the cat and the mouse.

6



**If we work together, we can
do anything!**



STORY MESSAGE

3

STORY SEQUENCE

MIDDLE

**The man is hungry, he wants to
eat the turnip. The man pulls
the turnip but it doesn't move.
He asks for help.**

Graphic Organizer

Beginning

Middle

End



Mini Play



SCENE 1

Narrator: This is the story of 'The Enormous Turnip'.

Enormous means 'very big'. These are our characters, the man...

Man: Hello.

Narrator: The woman.....

Woman: Hello.

Narrator: The boy...

Boy: Hi!

Narrator: This is the girl.

Girl: Hi!

Narrator: These are the dog and the cat

Dog: Woof! Woof!

Cat: Miao! Miao!

Narrator: This is the mouse.

Mouse: Squeak! Squeak!

SCENE 2

Narrator: The man and the woman are in the garden. They are planting a seed.

Man: Let's put the seed in the ground.

Woman: Here's some water.

Man: Thank you

SCENE 3

Narrator: One day, the man and the woman come into the garden. The seed has grown! Now it's a turnip! A very big turnip!!! An enormous turnip!

Man: I'm hungry! I want to eat the turnip.

Woman: That's a great idea!

Narrator: The man pulls the turnip. He pulls and he pulls and he pulls but the turnip doesn't move.

Man: Can you help me?

Woman: Yes!

Narrator: The man and the woman pull and pull but the turnip doesn't move!

Mini Play



SCENE 4

Narrator: The man sees a boy, he asks him...

Man: Boy! Can you help me?

Boy: Yes, of course!

Narrator: The man, the woman and the boy pull and pull but the turnip doesn't move.

Narrator: The man sees a girl, he asks her...

Man: Girl! Can you help me?

Girl: Sure!

Narrator: The man, the woman, the boy and the girl pull and pull but the turnip doesn't move.

Narrator: The man sees a dog, he asks the dog...

Man: Dog, can you help me?

Dog: All right! Woof! Woof!

Narrator: The man, the woman, the boy, the girl and the dog pull and pull but the turnip doesn't move.

Narrator: The man sees a cat, he asks the cat...

Man: Can you help me?

Cat: Yes, I can! Miao! Miao!

Narrator: The man, the woman, the boy, the girl, the dog and the cat pull and pull but the turnip doesn't move.

Narrator: The man sees a mouse, he asks the mouse...

Man: Can you help me?

Mouse: I'm very small. I'm not strong.

Dog and Cat: Come one! You can help us!

Mouse: All right!

Narrator: The man, the woman, the boy, the girl, the dog, the cat and the mouse pull and pull and finally the turnip comes out!

Everybody : Hooray! We've got the turnip. We did it!

Mini Play



SCENE 5

Narrator: The woman, the boy and the girl are sitting at the table. They are eating the turnip.

Girl and Boy: This food is delicious.

(The man, the cat and the dog come in)

Woman: Come and have some turnip

Man, cat, dog: Thank you!

(The man, the cat and the dog sit down and eat)

(The mouse comes in)

Mouse: Can I eat the turnip too?

Woman: Yes, of course. Here you are!

Mouse: I'm a small mouse but I can help. I'm happy!

Everybody: We can ALL help! Cheers!

Narrator: That is true. Everybody can help. This is the end of our story.