



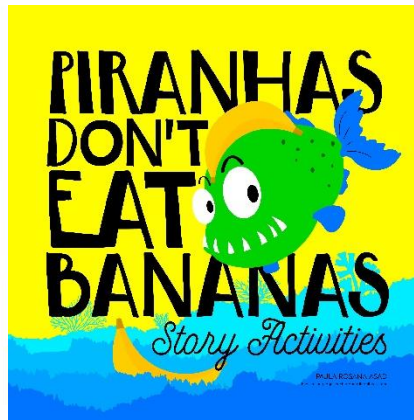
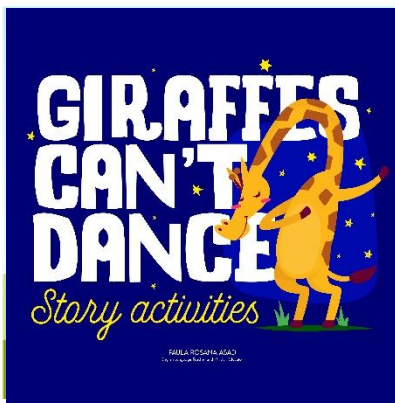
THROUGH
THE *Magic*
MIRROR

Story activities

PAULA ROSANA ASAD
English Language Teacher and Mindful Educator

THANK YOU!!!

You might be interested in these resources. Click on the pictures below and check out these products!



♥ **LET'S CONNECT!**



If you have a question concerning this product, you can send me an e-mail: theresourcefulenglishteacher@gmail.com

ABOUT THIS PRODUCT

Through the Magic Mirror Book Companion

Through the Magic mirror book companion is an engaging way to teach students new words, and practice retelling. This unit includes activities that are perfect for ESL/EFL learners and elementary/primary students. As an ESL/EFL teacher, I also use this amazing story to consolidate the present progressive tense. In this resource, you'll find lots of ready-to-go activities for students to work on literacy as well as activities that teach the importance of using our imagination and creativity.

Contents

- Warm-up activities
- Vocabulary activities
- Vocabulary Flashcards
- While Reading Activities
- After Reading activities
- Put the sentences in order
- One Pagers
- Writing Task

WARM UP ACTIVITIES

These are some activities you can do with your students to introduce the story. Choose the one that is the most suitable for your learners.

1. Look at the cover of the book. Don't show the title of the story. Ask your students what they think the story is about.



What can you see in the picture? What does the boy look like? What is he wearing? Do you have a mirror at home? What do you think you could do with a magic mirror?

2. Play Crazy Pictionary with these sentences.

- a) An orange sun
- b) A fish in the window
- c) A tree on a building
- d) A rainbow in the street
- e) A black umbrella
- f) An invisible man
- g) A ship at a train station

Vocabulary Activities

Try these games to introduce/revise the vocabulary from the story. Building schema will help students in understanding the story.


Bean Bag Toss: Students toss a bean bag onto a card and identify the flashcard it lands on. If they say the card correctly they keep the card but if it is incorrect the card remains on the floor. When all the cards have gone, students count their cards. The one that has the most is the winner.

Draw and Roll. Divide the class into 2 teams. The teacher says "Draw a _____" and students should draw that vocabulary word. If the drawing is correct then the student rolls a dice for points.

Line True or False. Put a line of tape on the floor and designate one side "True" and the other "False". Hold up a flashcard and say its word. If students think that you have said the correct word they jump on to the True side, if not they jump on to the False side. Students who say incorrect answers sit out until the next game.

Slam. Sit the students in a circle and place some objects or flashcards in the middle of the circle. Tell students to put their hands on their heads. The teacher shouts out the word of one of the objects and they race to touch it. The student who touches it first gets a point.

Vocabulary Flashcards



MIRROR



STREET




RAINBOW



FLOWER

Vocabulary Flashcards



?



?



?



?


Vocabulary Flashcards



EASEL



PAINTING




FENCE




CHOIR

Vocabulary Flashcards



Vocabulary Flashcards



MICE



HUNGRY





BORED



SMILE

Vocabulary Flashcards



WHILE READING ACTIVITIES

Vocabulary

As you read, explain difficult words as they come up.

Interaction with students

Stop briefly to ask questions about some of the illustrations. What do you see in this picture? What is the mother doing? What is the father doing? What is wrong with the mirror? What unusual things can you see in the street? Can you describe the lion? What is happening on page ..?

What happens next?

Ask students to guess what will happen in the story. What will (the character) do next?

Critical Thinking

Is it fun to use your imagination when you are bored? Why? Why not? What do you do when you are bored?

What would you see if you had a magic mirror?

AFTER READING ACTIVITIES

Put the sentences in order

See page 14

One-Pagers

A One-Pager is a creative response to a learning experience and allows students to make connections between words and images. One-Pagers help learners to think creatively and critically about the information they've learned. Children share their one-pagers and have a group discussion evaluating the experience.

See pages 14-19.

Act out

Dramatize the story as the teacher tells it.

Write and Draw

Where would you go and what would you see if you had a magic mirror?

Put the sentences in order!

What happened first in the story?

_____ He looks at the mirror and he is surprised. Something is wrong. He touches the mirror and walks through it!

_____ Toby is bored. His dad and mum are in the living room.

_____ He wants to have some tea.

_____ Toby is in the street. Everything is different. There is a flower in the middle of the street. The sun is an orange. An umbrella is standing on a rooftop.

_____ He is back in his home.

_____ An invisible man is walking in the street. A dog is walking a man. A cat is afraid of mice. A lion is coming out of a poster.

_____ His dad is sleeping in an armchair and his mum is reading the newspaper.


_____ Toby runs away. He sees the magic mirror behinds him and goes through it.

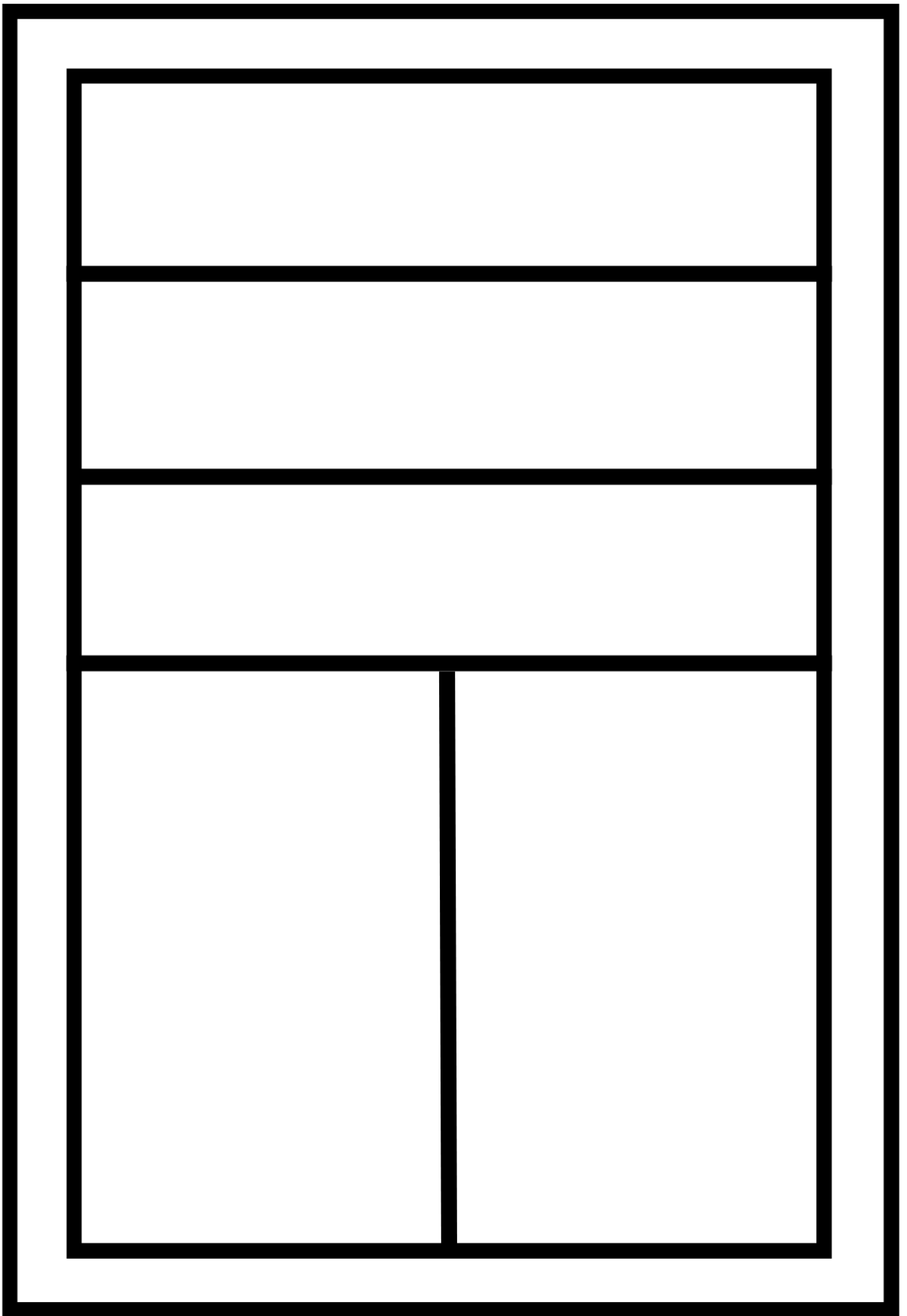
One Pagers Directions

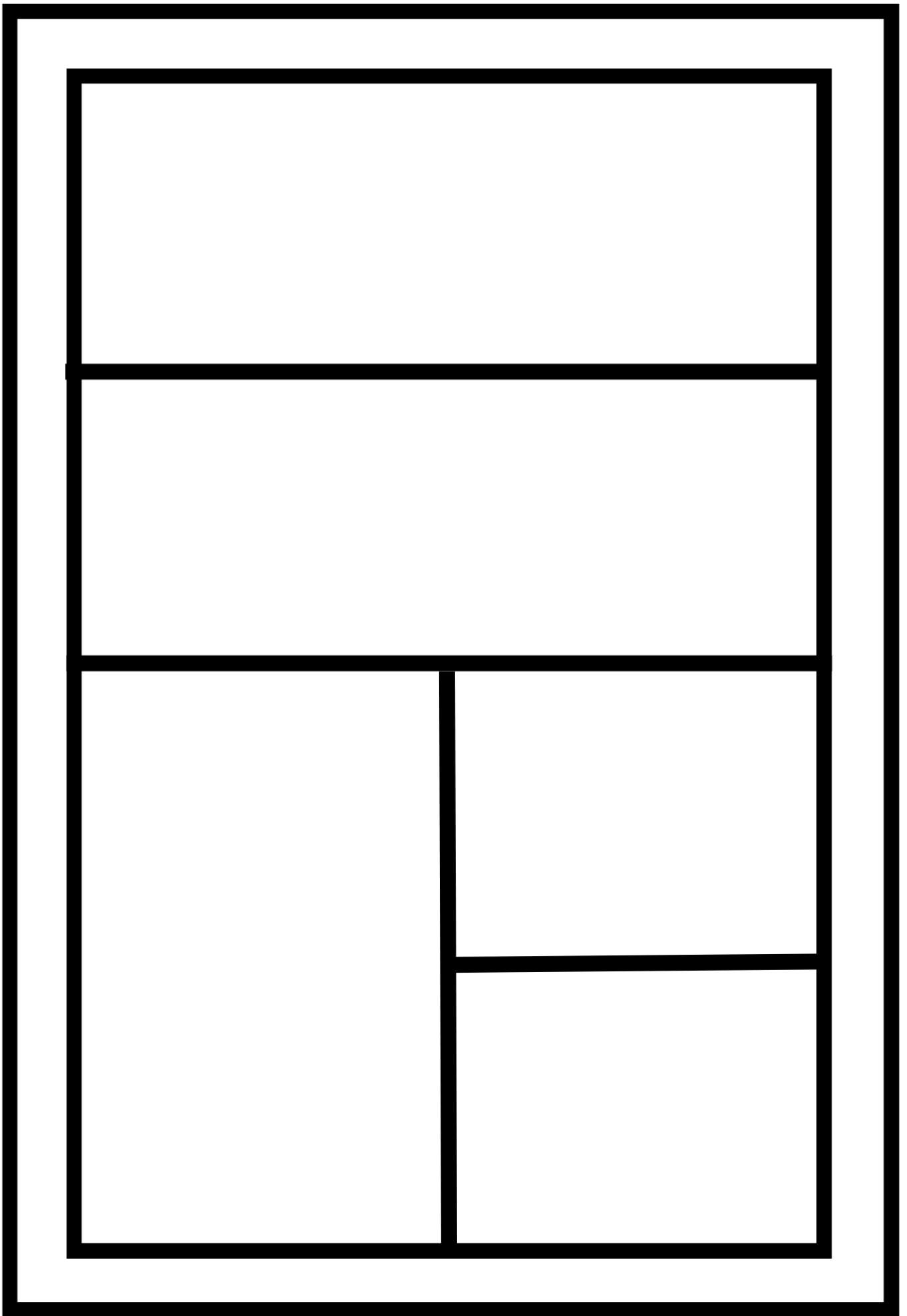
This is what your ONE PAGER must include:


1. Two borders with the words you learned in the story.
2. A border with a quotation from the text.
3. A border with the main message of the story.
4. An image with the characters or your favorite character in the story.
5. An image or words that represent the setting of the story.
6. Words or images that represent the beginning of the story.
7. Words or images that represent the middle of the story.
8. Words or images that represent the end of the story.

Add other symbols, drawings, or words that represent the reading for you!










WRITE AND DRAW

Where would you go if you had a magic mirror? What would you see?



Put the sentences in order!



What happened first in the story?

3 He looks at the mirror and he is surprised. Something is wrong. He touches the mirror and walks through it!

1 Toby is bored. His dad and mum are in the living room.

8 He wants to have some tea.

4 Toby is in the street. Everything is different. There is a flower in the middle of the street. The sun is an orange. An umbrella is standing on a rooftop.

7 He is back in his home.

5 An invisible man is walking in the street. A dog is walking a man. A cat is afraid of mice. A lion is coming out of a poster.

2 His dad is sleeping in an armchair and his mum is reading the newspaper.

6 Toby runs away. He sees the magic mirror behind him and goes through it.

THANK YOU!!!

**CLICK HERE TO FOLLOW MY STORE
AND BE THE FIRST TO SEE FREEBIES,
SALES AND NEW RESOURCES!**



**If you want to have access to ALL
my freebies, [CLICK HERE!](#)**

**PAULA ROSANA ASAD. ALL RIGHTS RESERVED
BY THE AUTHOR.**